

SPECIFICATION

ZED 20*

TECHNICAL DATA

- Articulated boom (two elements) + telescopic boom (main boom + two extensions)
- Sigma boom movement enabled by connecting rods
- 360° continuous turret rotation on bearing turntable
- Proportional, electrohydraulic controls in basket and ground
- Engine start and stop controls from basket and ground
- Anti-slip, aluminium flatbed decking with tool tray walls
- Basket base in composite material with aluminium guardrails
- 65° Right + 65° Left hydraulic basket rotation
- Automatic hydraulically actioned basket levelling
- Basket load sensing device
- N° 4 hydraulic outriggers with ground pressure sensors
- Hydraulic system operated by vehicle's PTO
- 230 V AC EC electrical socket in the basket
- 1 flashing beacon
- Buzzer indicating PTO engaged
- Hour meter
- Standard boom colours blue (RAL 5017) or white (RAL 9010)
- CE certified

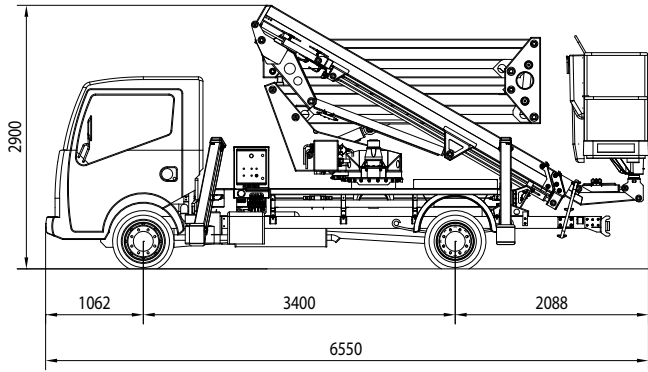
PERFORMANCE

Working height	19,8 m
Platform height	17,8 m
Working outreach	9,5 m
Capacity	200 kg
Basket dim.	1400x700x1100 mm
GVW minimum	3,5 t

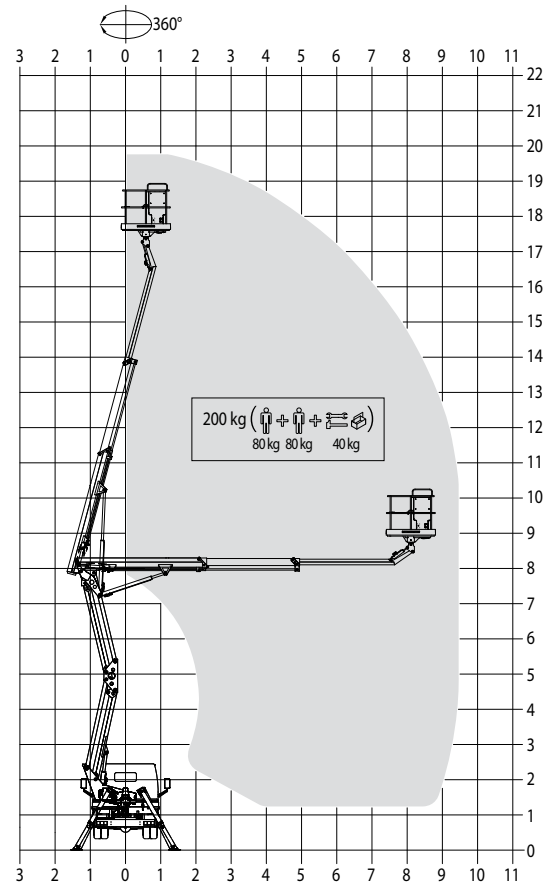
* Zed 20 L version available with long cab as optional
It can be mounted on: Nissan, Iveco and Mercedes.



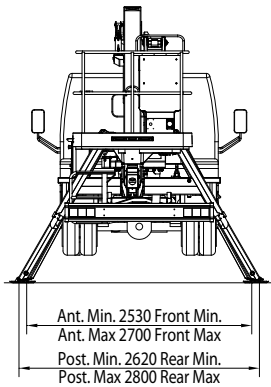
TRANSIT DIMENSION



ENVELOPE AREA



OUTRIGGER FOOTPRINT



KEY POINTS

- Clean top boom, internal mounted services**
- Proportional, multifunction, electrohydraulic controls**
- Sigma boom offering ZERO TAILSWING**
- 360° turret rotation continuous on bearing turntable**
- 200 kg basket capacity throughout entire working area**
- 65° Right + 65° Left hydraulic basket rotation**
- Basket made of composite material, isolated up to 5000 V (without 230 V socket)**
- No external hoses from basket**

Sales Management Dolo (Ve) ITALY - dolo@ctelift.com
ph. +39 041 51.00.130 - fax +39 041 41.38.44
CTE S.p.A. | www.ctelift.com

